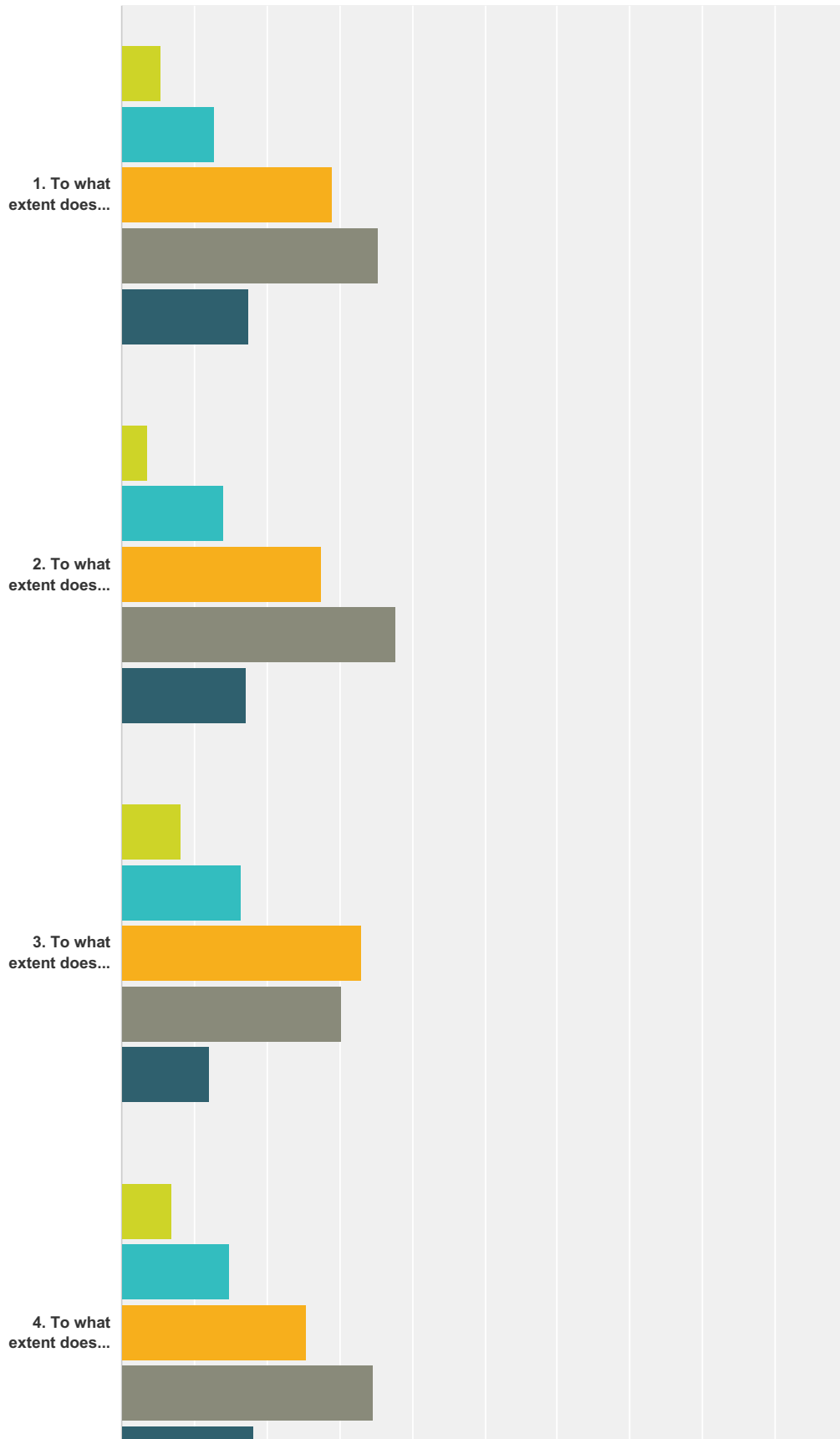
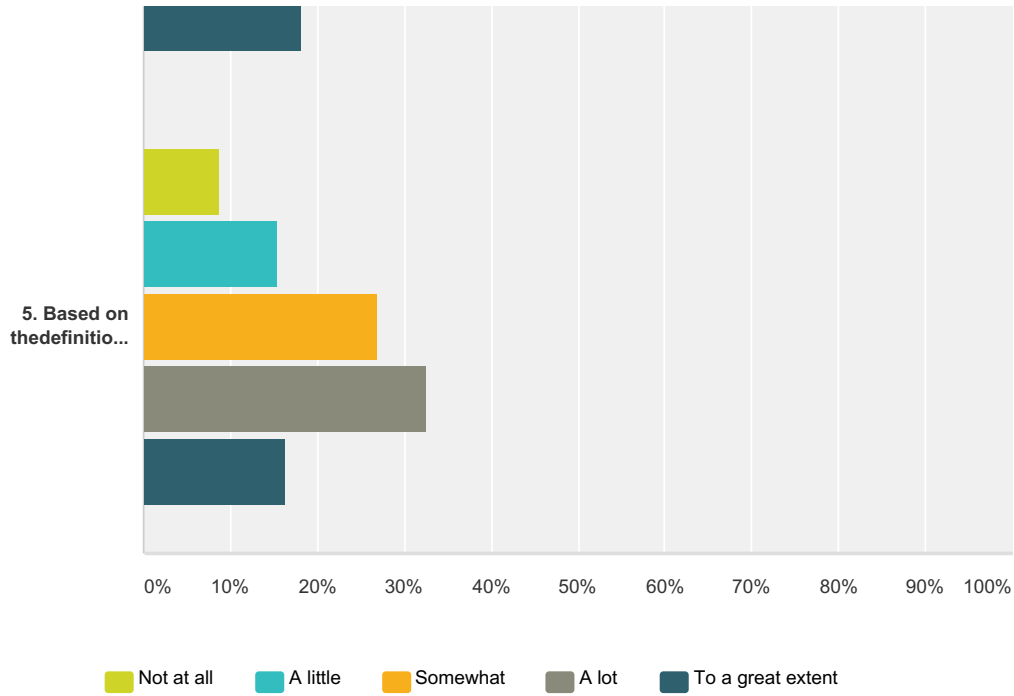


Q1 Questions

Answered: 1,661 Skipped: 0



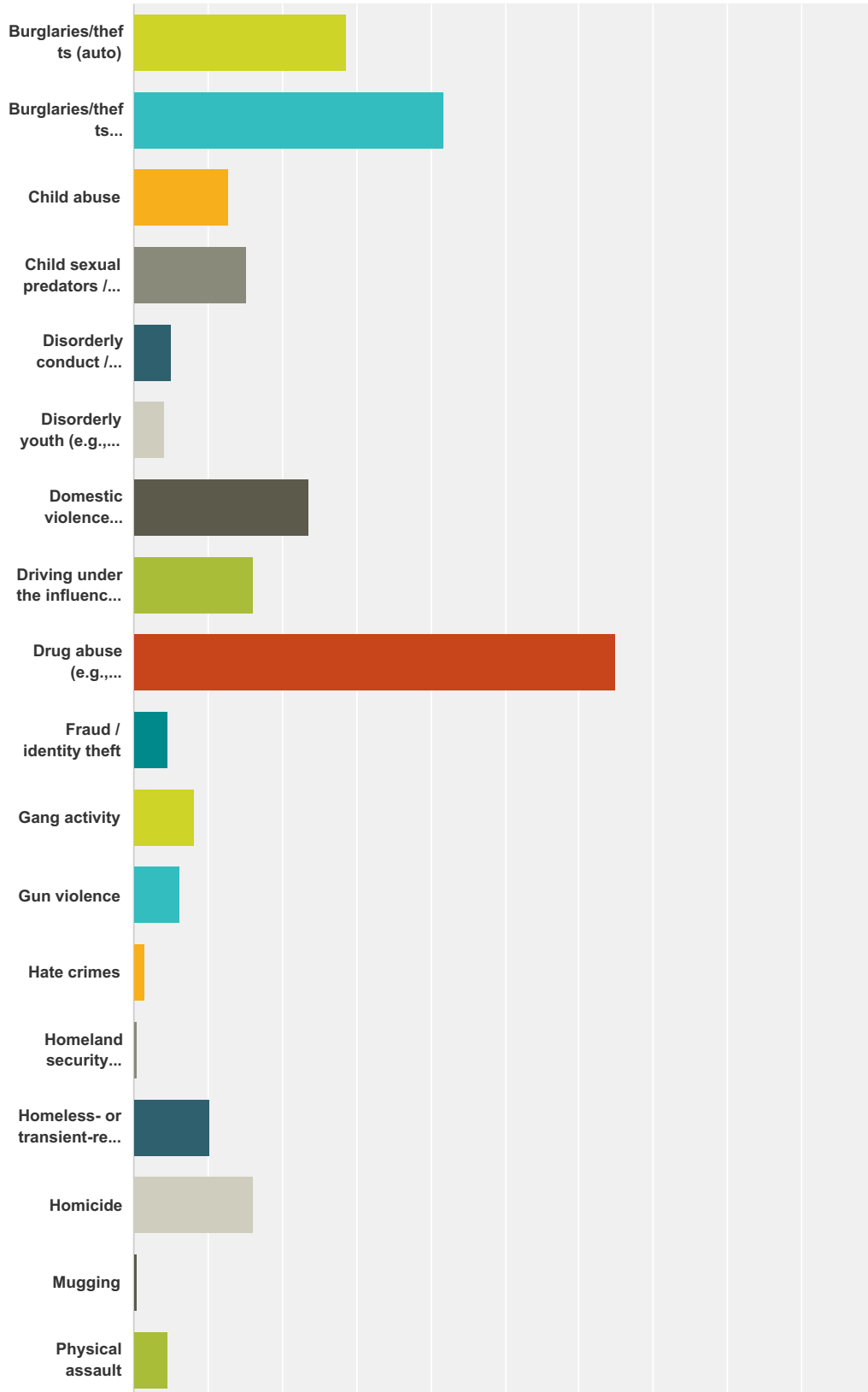
City of Abilene Public Safety and Law Enforcement Survey



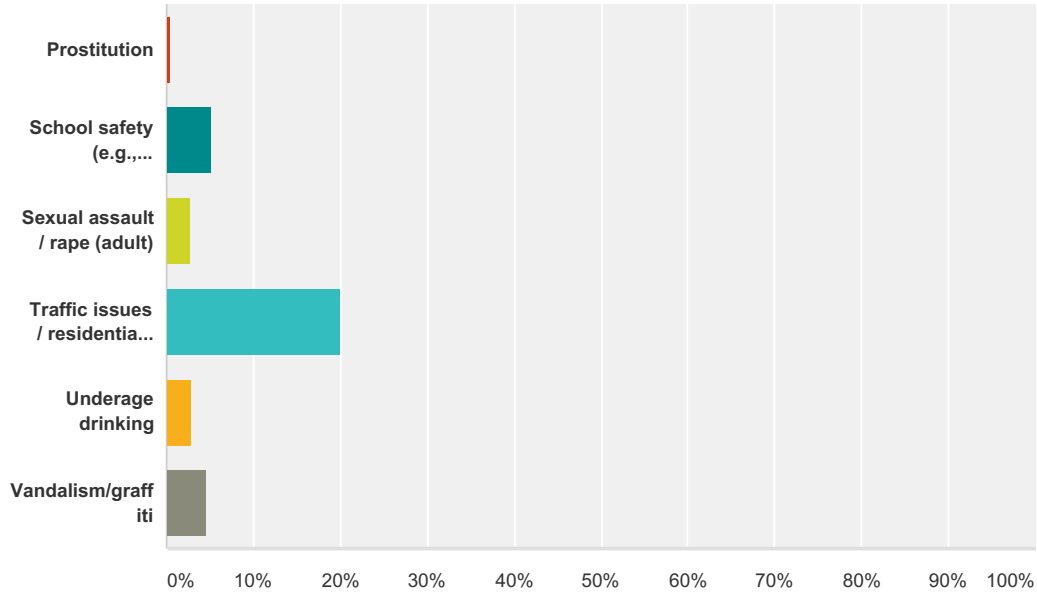
	Not at all	A little	Somewhat	A lot	To a great extent	Total
1. To what extent does your law enforcement agency develop relationships with community members (e.g., residents, organizations, and groups)?	5.37% 89	12.79% 212	28.97% 480	35.37% 586	17.50% 290	1,657
2. To what extent does your law enforcement agency regularly communicate with community members (e.g., websites, e-mails, or public meetings)?	3.64% 60	14.02% 231	27.55% 454	37.74% 622	17.05% 281	1,648
3. To what extent does your law enforcement agency make it easy for community members to provide input (e.g., comments, suggestions, and concerns)?	8.12% 133	16.48% 270	32.97% 540	30.28% 496	12.15% 199	1,638
4. To what extent does your law enforcement agency work together with community members to solve local problems?	6.82% 112	14.92% 245	25.52% 419	34.59% 568	18.15% 298	1,642
5. Based on the definition below, to what extent do you think your law enforcement agency practices community policing?	8.78% 144	15.37% 252	27.01% 443	32.50% 533	16.34% 268	1,640

Q2 1. Please select the three (3) issues you think are the greatest problems within your community.

Answered: 1,579 Skipped: 82



City of Abilene Public Safety and Law Enforcement Survey



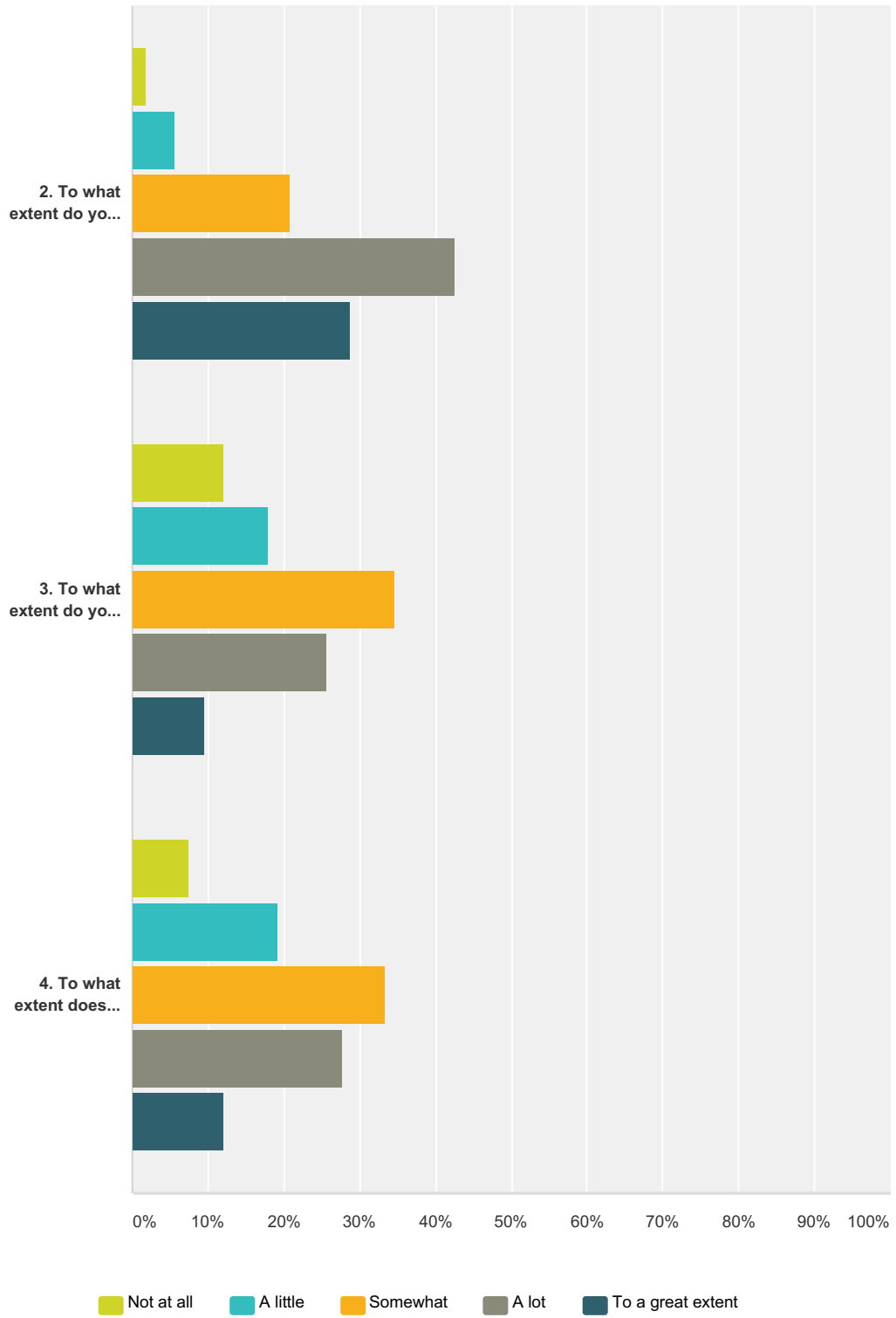
Answer Choices	Responses	
Burglaries/thefts (auto)	28.63%	452
Burglaries/thefts (residential)	41.67%	658
Child abuse	12.67%	200
Child sexual predators / Internet safety	15.26%	241
Disorderly conduct / public intoxication / noise violations	4.94%	78
Disorderly youth (e.g., cruising or gathering)	4.12%	65
Domestic violence (adult)	23.69%	374
Driving under the influence (i.e., alcohol or drugs)	16.09%	254
Drug abuse (e.g., manufacture, sale, or use of illegal/prescription drugs)	64.85%	1,024
Fraud / identity theft	4.69%	74
Gang activity	8.04%	127
Gun violence	6.33%	100
Hate crimes	1.39%	22
Homeland security problems	0.38%	6
Homeless- or transient-related problems (panhandling)	10.32%	163
Homicide	16.09%	254
Mugging	0.38%	6
Physical assault	4.56%	72
Prostitution	0.51%	8
School safety (e.g., bullying, fighting, or weapons)	5.26%	83
Sexual assault / rape (adult)	2.79%	44

City of Abilene Public Safety and Law Enforcement Survey

Traffic issues / residential speeding	19.95%	315
Underage drinking	2.91%	46
Vandalism/graffiti	4.50%	71
Total Respondents: 1,579		

Q3 Questions

Answered: 1,579 Skipped: 82



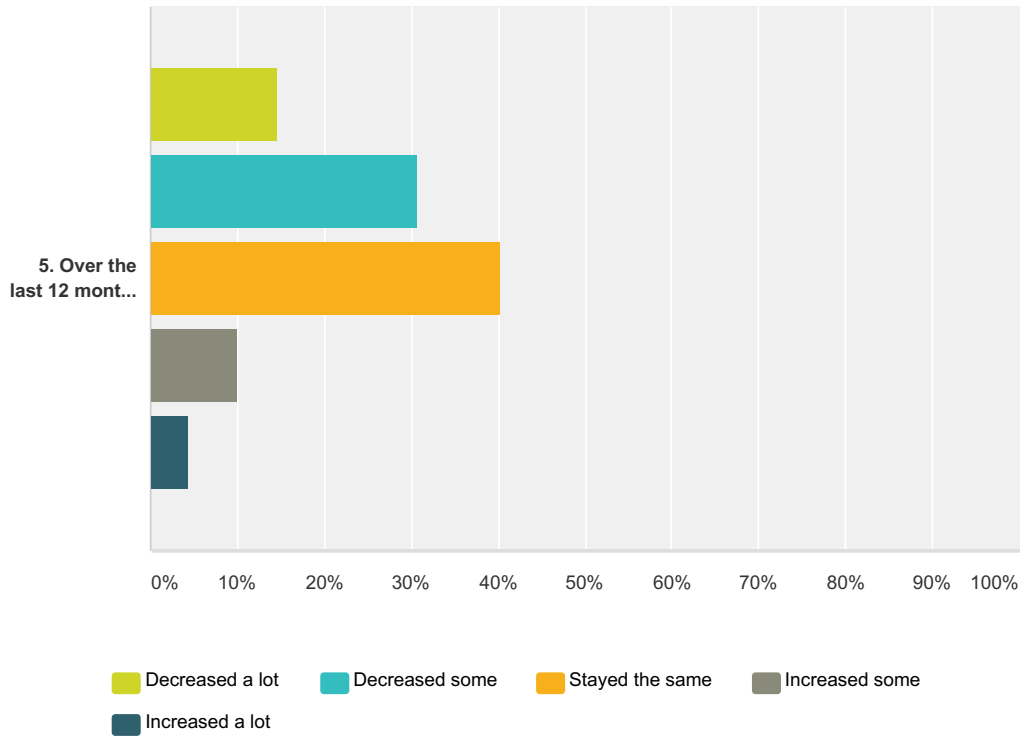
	Not at all	A little	Somewhat	A lot	To a great extent	Total

City of Abilene Public Safety and Law Enforcement Survey

2. To what extent do you feel safe in your community when you are outside alone during the day?	1.90% 30	5.70% 90	20.98% 331	42.52% 671	28.90% 456	1,578
3. To what extent do you feel safe in your community when you are outside alone at night?	12.05% 190	17.95% 283	34.75% 548	25.68% 405	9.58% 151	1,577
4. To what extent does your law enforcement agency make it easy for community members to provide input (e.g., comments, suggestions, and concerns)?	7.50% 117	19.17% 299	33.40% 521	27.82% 434	12.12% 189	1,560

Q4 Question

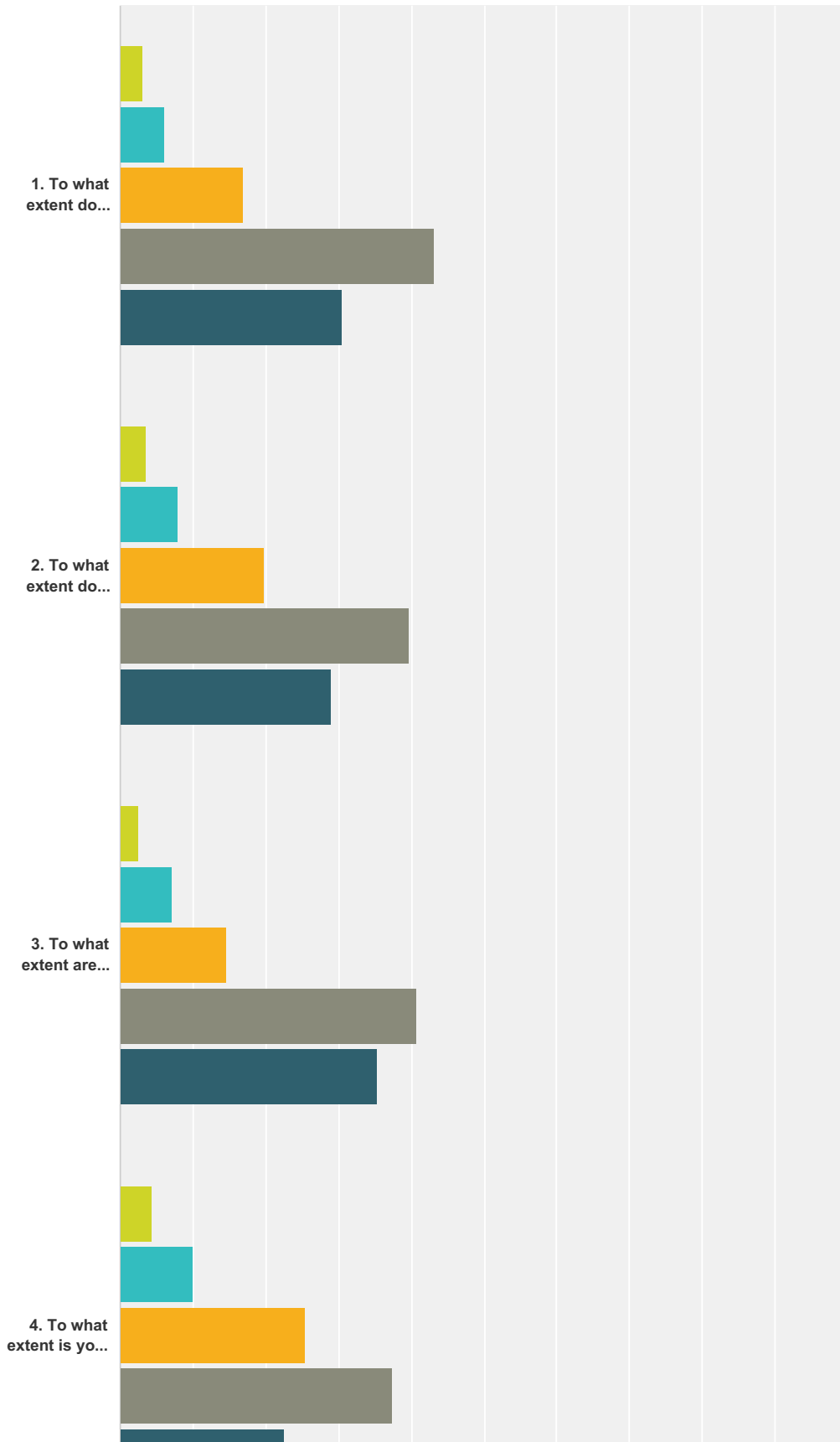
Answered: 1,579 Skipped: 82



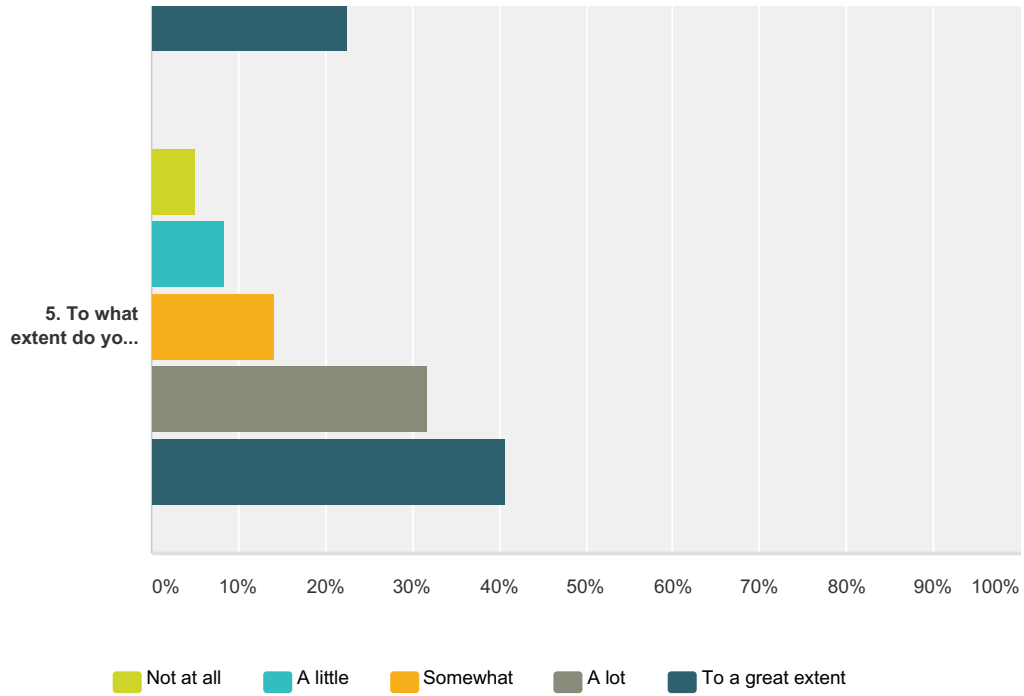
	Decreased a lot	Decreased some	Stayed the same	Increased some	Increased a lot	Total
5. Over the last 12 months, to what extent have your feelings of safety in your community increased, decreased, or stayed the same?	14.57% 230	30.78% 486	40.34% 637	9.94% 157	4.37% 69	1,579

Q5 Question

Answered: 1,524 Skipped: 137



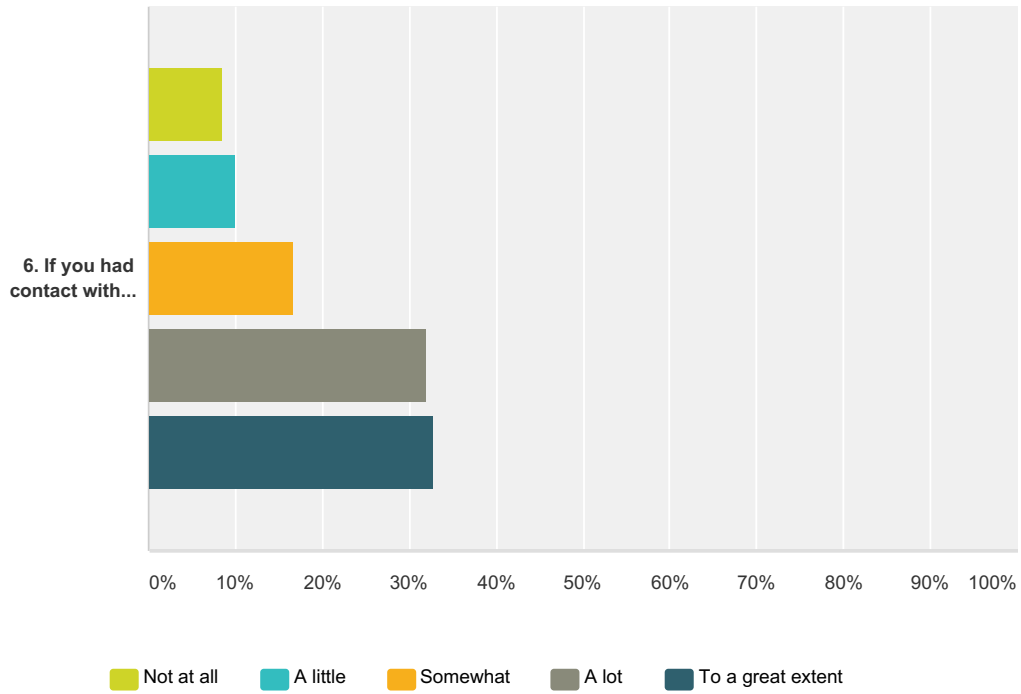
City of Abilene Public Safety and Law Enforcement Survey



	Not at all	A little	Somewhat	A lot	To a great extent	Total
1. To what extent do officers in your law enforcement agency treat people fairly?	3.16% 48	6.13% 93	16.93% 257	43.21% 656	30.57% 464	1,518
2. To what extent do officers in your law enforcement agency show concern for community members?	3.62% 55	7.89% 120	19.80% 301	39.74% 604	28.95% 440	1,520
3. To what extent are officers in your law enforcement agency respectful?	2.50% 38	7.05% 107	14.57% 221	40.61% 616	35.27% 535	1,517
4. To what extent is your law enforcement agency responsive to the concerns of community members?	4.48% 68	10.09% 153	25.38% 385	37.44% 568	22.61% 343	1,517
5. To what extent do you trust your law enforcement agency?	5.00% 76	8.35% 127	14.27% 217	31.76% 483	40.63% 618	1,521

Q6 Question

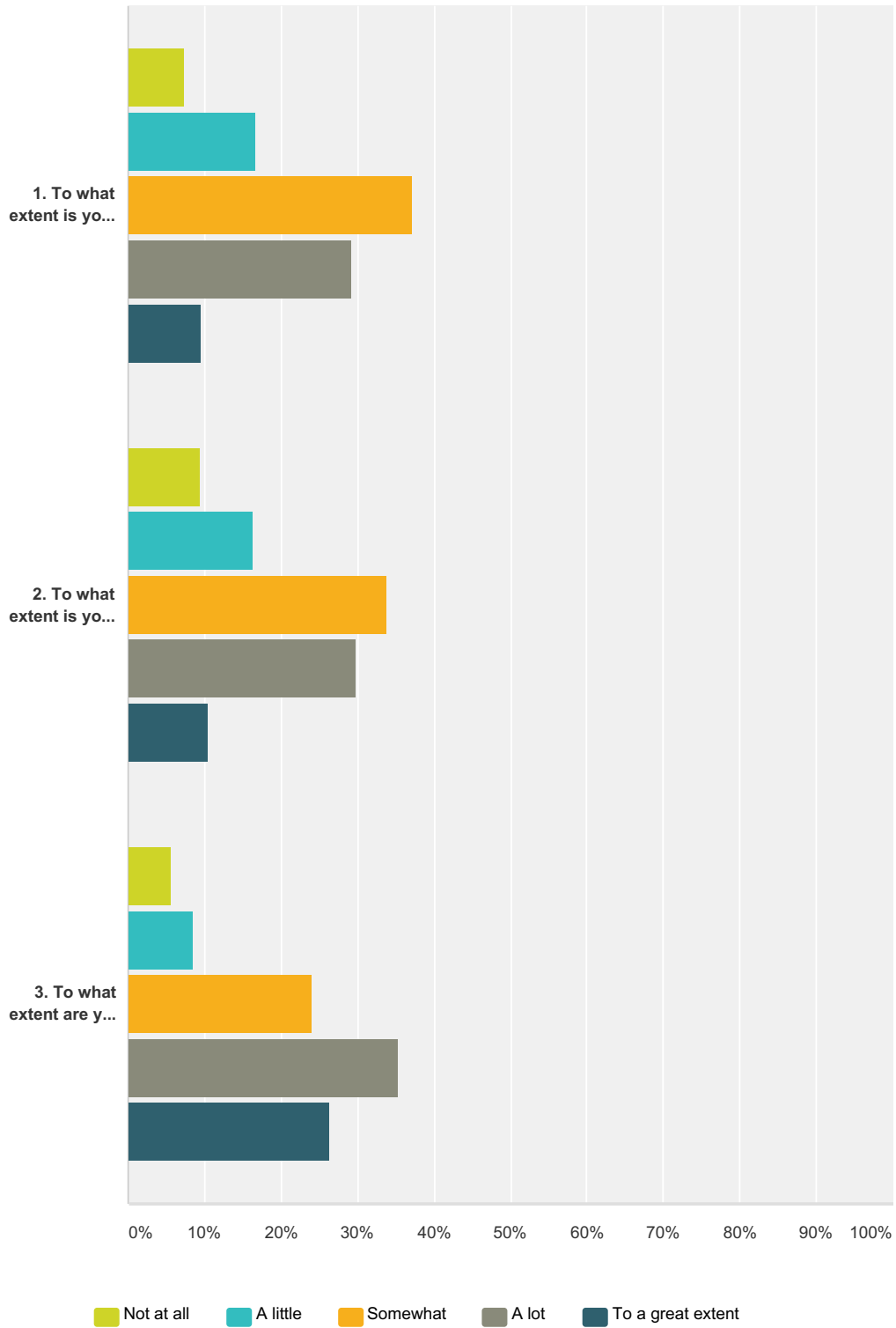
Answered: 1,240 Skipped: 421



	Not at all	A little	Somewhat	A lot	To a great extent	Total
6. If you had contact with an officer in your law enforcement agency during the past 12 months, to what extent did the officer sufficiently explain his or her actions and procedures?	8.55% 106	10.08% 125	16.61% 206	32.02% 397	32.74% 406	1,240

Q7 Questions

Answered: 1,497 Skipped: 164



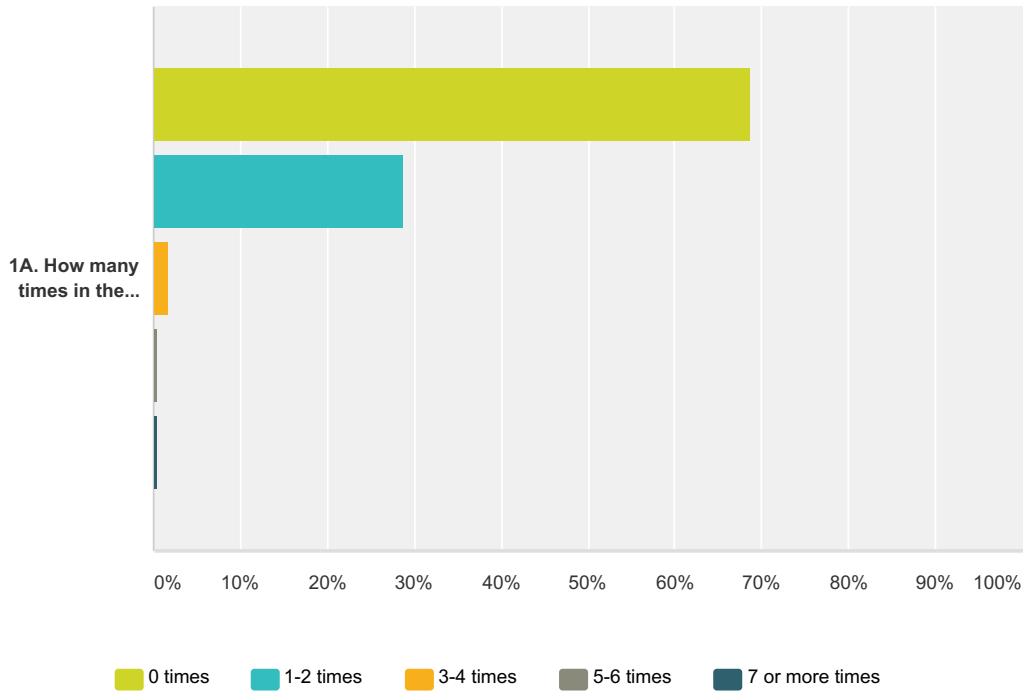
	Not at all	A little	Somewhat	A lot	To a great extent	Total
--	------------	----------	----------	-------	-------------------	-------

City of Abilene Public Safety and Law Enforcement Survey

1. To what extent is your law enforcement agency effective at proactively preventing crime?	7.38% 110	16.78% 250	37.18% 554	29.13% 434	9.53% 142	1,490
2. To what extent is your law enforcement agency addressing the problems that really concern you?	9.37% 139	16.39% 243	33.78% 501	29.94% 444	10.52% 156	1,483
3. To what extent are you satisfied with the overall performance of your law enforcement agency?	5.56% 83	8.64% 129	24.05% 359	35.37% 528	26.39% 394	1,493

Q8 Question

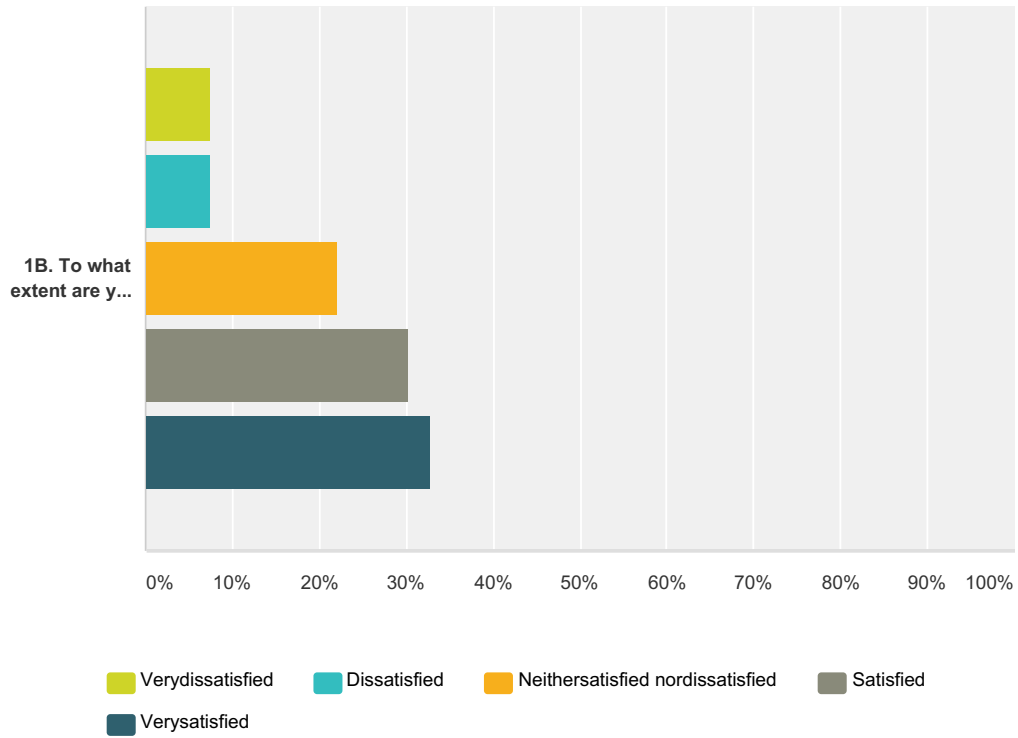
Answered: 1,457 Skipped: 204



	0 times	1-2 times	3-4 times	5-6 times	7 or more times	Total
1A. How many times in the past 12 months have you had contact with your law enforcement agency for traffic issues (e.g., citation, warning, or vehicle crash)?	68.77% 1,002	28.76% 419	1.72% 25	0.41% 6	0.34% 5	1,457

Q9 Question

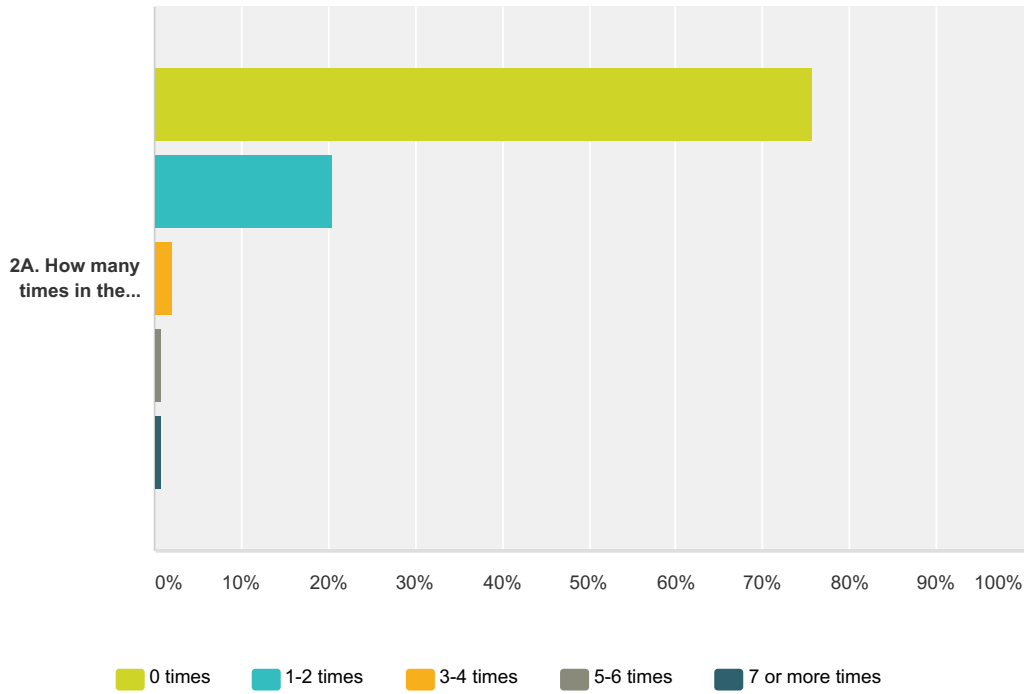
Answered: 549 Skipped: 1,112



	Verydissatisfied	Dissatisfied	Neithersatisfied nordissatisfied	Satisfied	Verysatisfied	Total
1B. To what extent are you satisfied with your interaction(s) with your law enforcement agency for traffic issues?	7.47% 41	7.47% 41	22.04% 121	30.24% 166	32.79% 180	549

Q10 Question

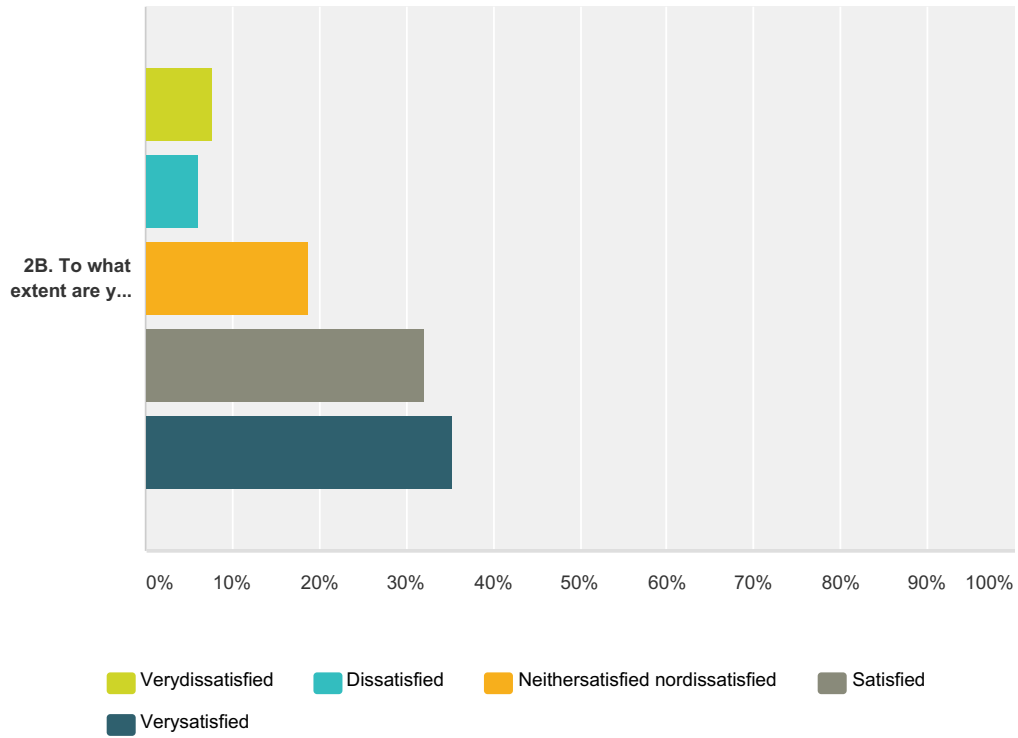
Answered: 1,457 Skipped: 204



	0 times	1-2 times	3-4 times	5-6 times	7 or more times	Total
2A. How many times in the past 12 months have you had contact with your law enforcement agency for 911 emergency calls?	75.84% 1,105	20.38% 297	1.99% 29	0.89% 13	0.89% 13	1,457

Q11 Question

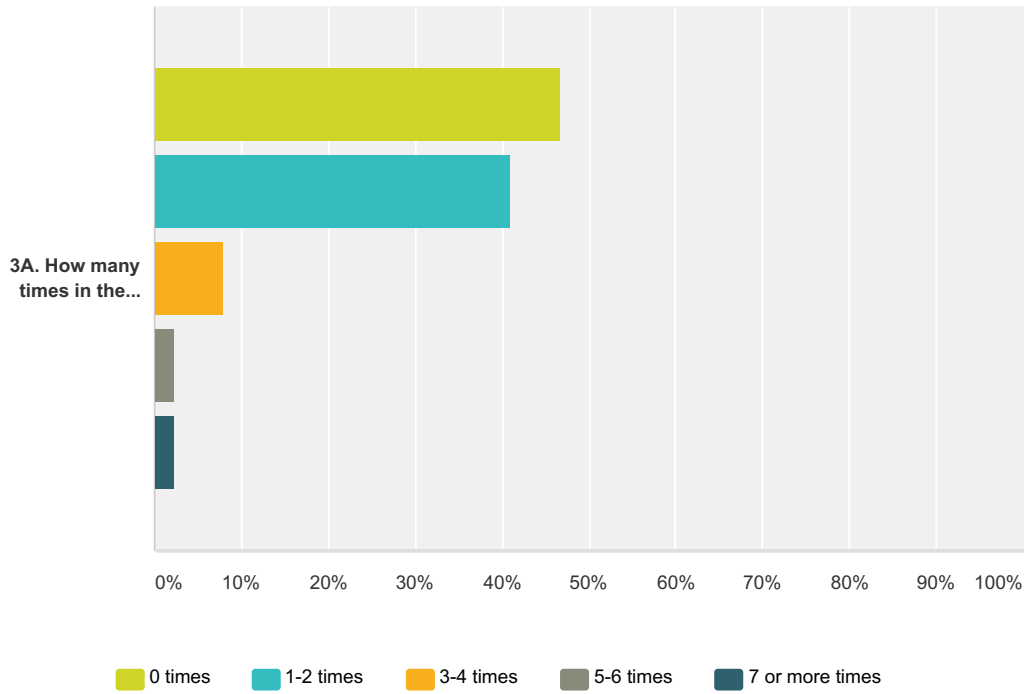
Answered: 411 Skipped: 1,250



	Verydissatisfied	Dissatisfied	Neithersatisfied nordissatisfied	Satisfied	Verysatisfied	Total
2B. To what extent are you satisfied with your interaction(s) with your law enforcement agency for 911 emergency calls?	7.79% 32	6.08% 25	18.73% 77	32.12% 132	35.28% 145	411

Q12 Question

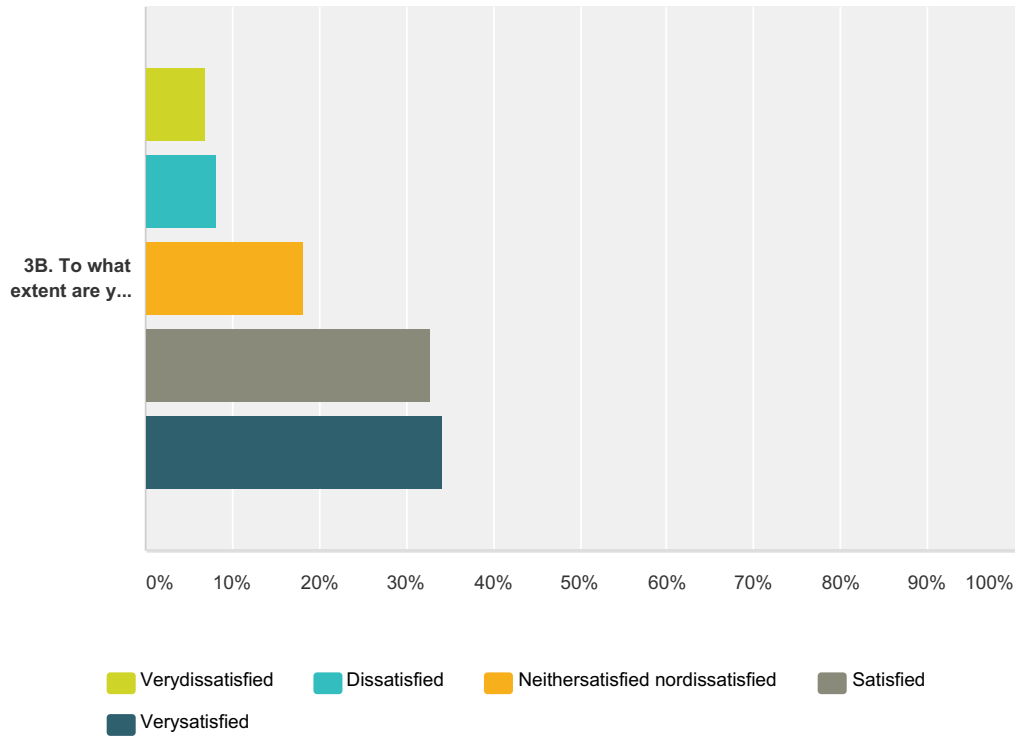
Answered: 1,457 Skipped: 204



	0 times	1-2 times	3-4 times	5-6 times	7 or more times	Total
3A. How many times in the past 12 months have you had contact with your law enforcement agency for non-emergency calls (e.g., to report a crime or suspicious activity)?	46.67% 680	40.84% 595	8.03% 117	2.26% 33	2.20% 32	1,457

Q13 Question

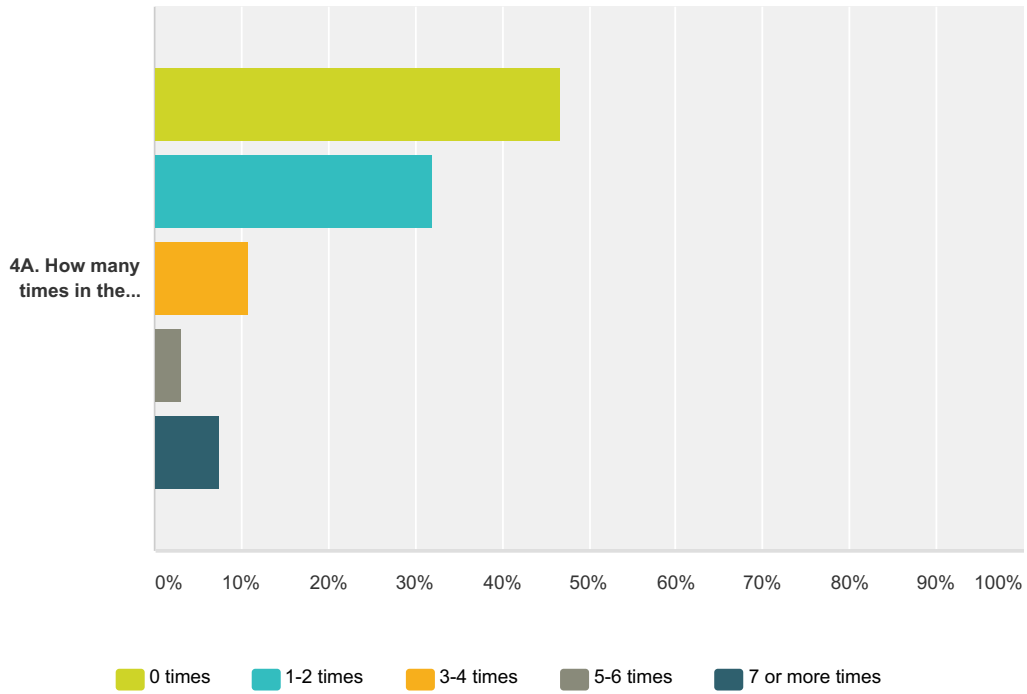
Answered: 819 Skipped: 842



	Verydissatisfied	Dissatisfied	Neithersatisfied nordissatisfied	Satisfied	Verysatisfied	Total
3B. To what extent are you satisfied with your interaction(s) with your law enforcement agency for non-emergency calls?	6.84% 56	8.06% 66	18.19% 149	32.72% 268	34.19% 280	819

Q14 Question

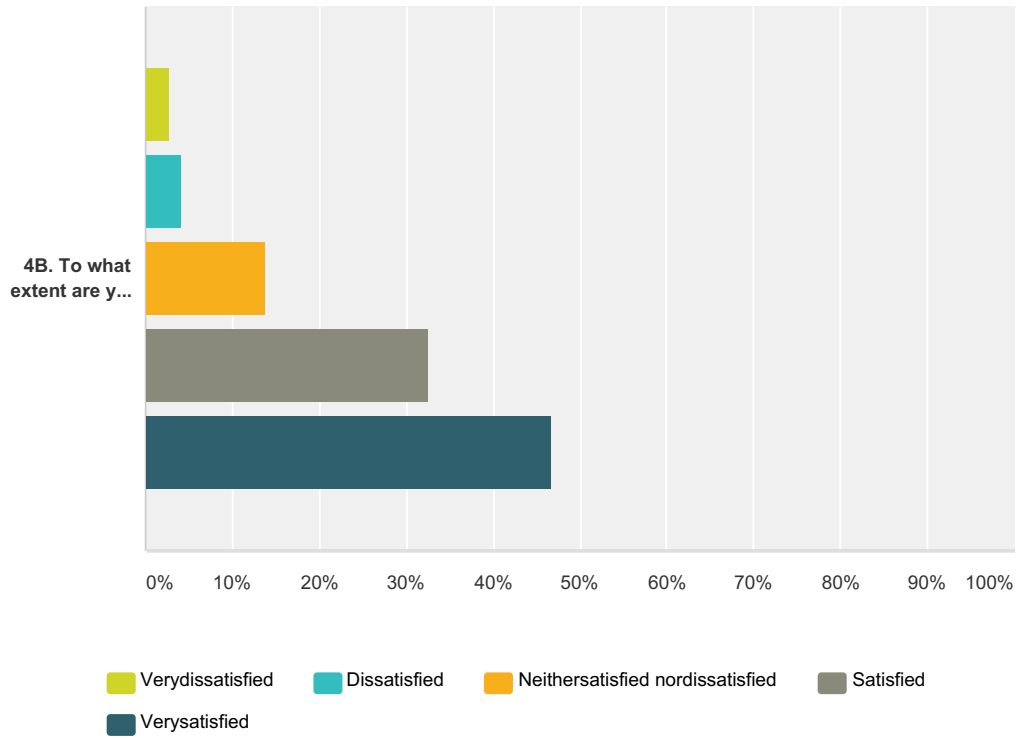
Answered: 1,457 Skipped: 204



	0 times	1-2 times	3-4 times	5-6 times	7 or more times	Total
4A. How many times in the past 12 months have you had contact with your law enforcement agency for other contacts or interactions (e.g., attend a community meeting or talk to an officer on patrol)?	46.67% 680	31.85% 464	10.78% 157	3.16% 46	7.55% 110	1,457

Q15 Question

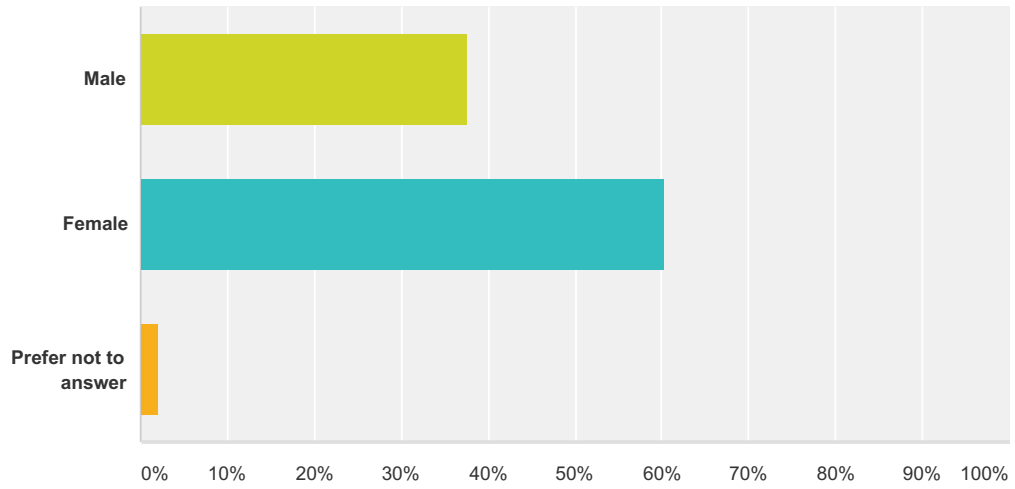
Answered: 859 Skipped: 802



	Verydissatisfied	Dissatisfied	Neithersatisfied nordissatisfied	Satisfied	Verysatisfied	Total
4B. To what extent are you satisfied with your interaction(s) with your law enforcement agency for other contacts or interactions?	2.79% 24	4.07% 35	13.85% 119	32.60% 280	46.68% 401	859

Q16 What is your gender?

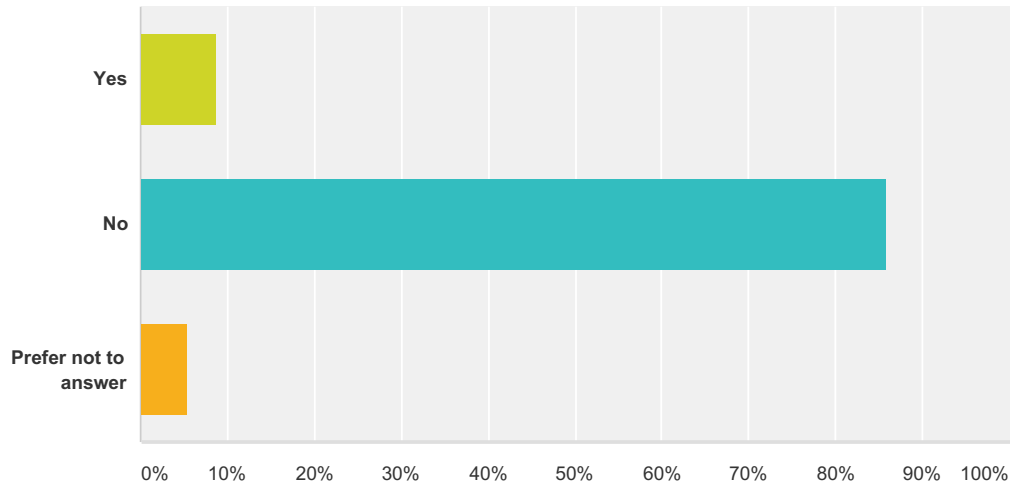
Answered: 1,325 Skipped: 336



Answer Choices	Responses	
Male	37.66%	499
Female	60.30%	799
Prefer not to answer	2.04%	27
Total		1,325

Q17 Are you Hispanic or Latino?

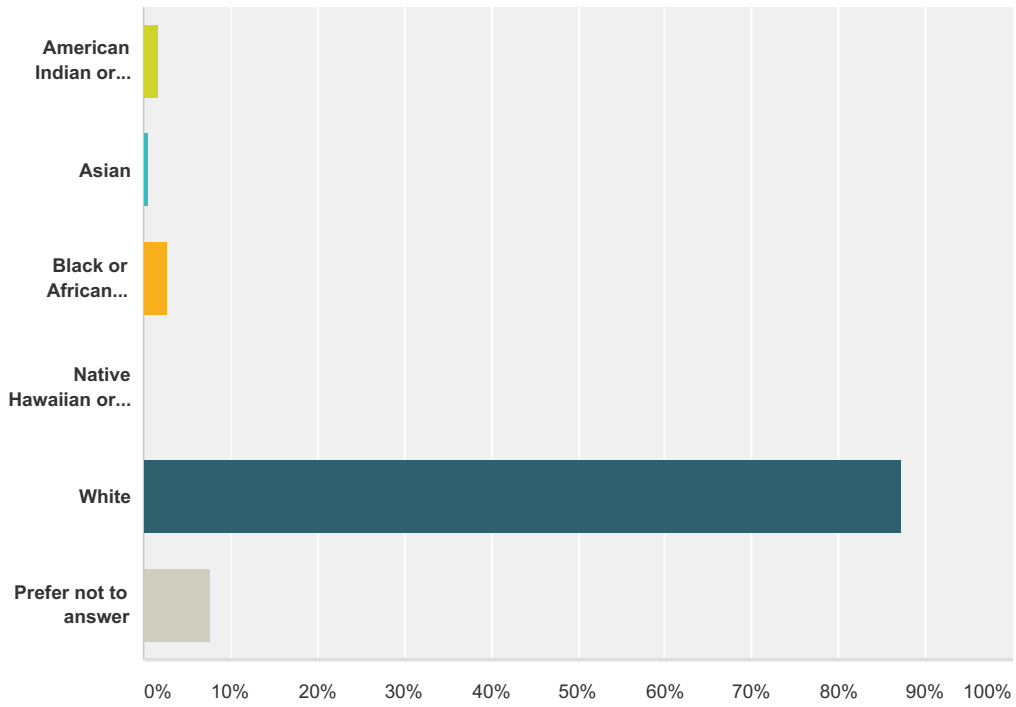
Answered: 1,325 Skipped: 336



Answer Choices	Responses	
Yes	8.75%	116
No	85.81%	1,137
Prefer not to answer	5.43%	72
Total		1,325

Q18 What is your race?

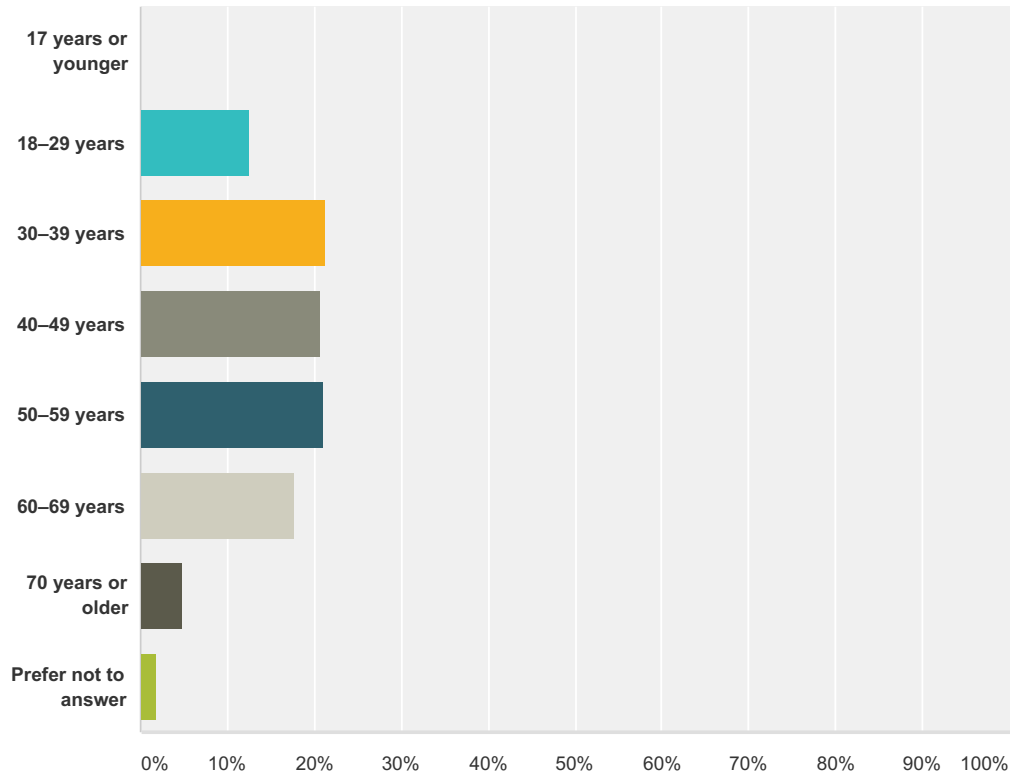
Answered: 1,325 Skipped: 336



Answer Choices	Responses	
American Indian or Alaska Native	1.74%	23
Asian	0.60%	8
Black or African American	2.72%	36
Native Hawaiian or other Pacific Islander	0.00%	0
White	87.17%	1,155
Prefer not to answer	7.77%	103
Total		1,325

Q19 What is your age group?

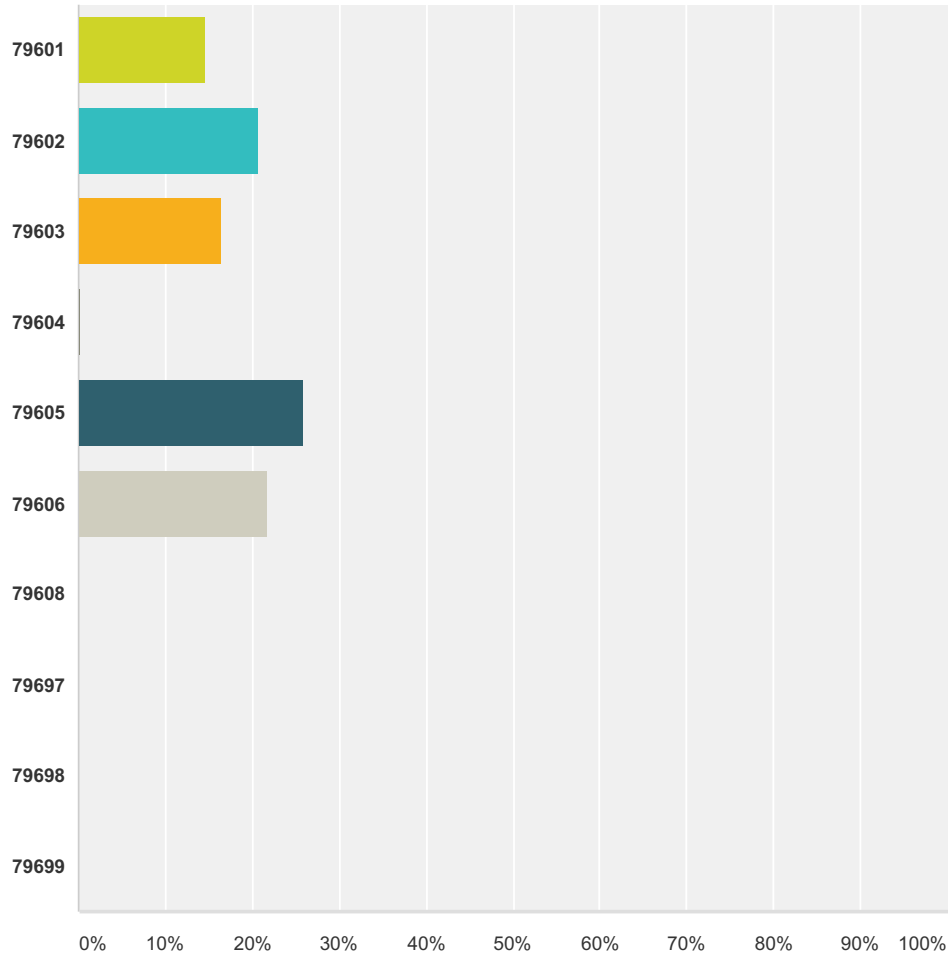
Answered: 1,325 Skipped: 336



Answer Choices	Responses	
17 years or younger	0.08%	1
18-29 years	12.45%	165
30-39 years	21.28%	282
40-49 years	20.75%	275
50-59 years	21.06%	279
60-69 years	17.66%	234
70 years or older	4.75%	63
Prefer not to answer	1.96%	26
Total		1,325

Q20 What is your zip code?

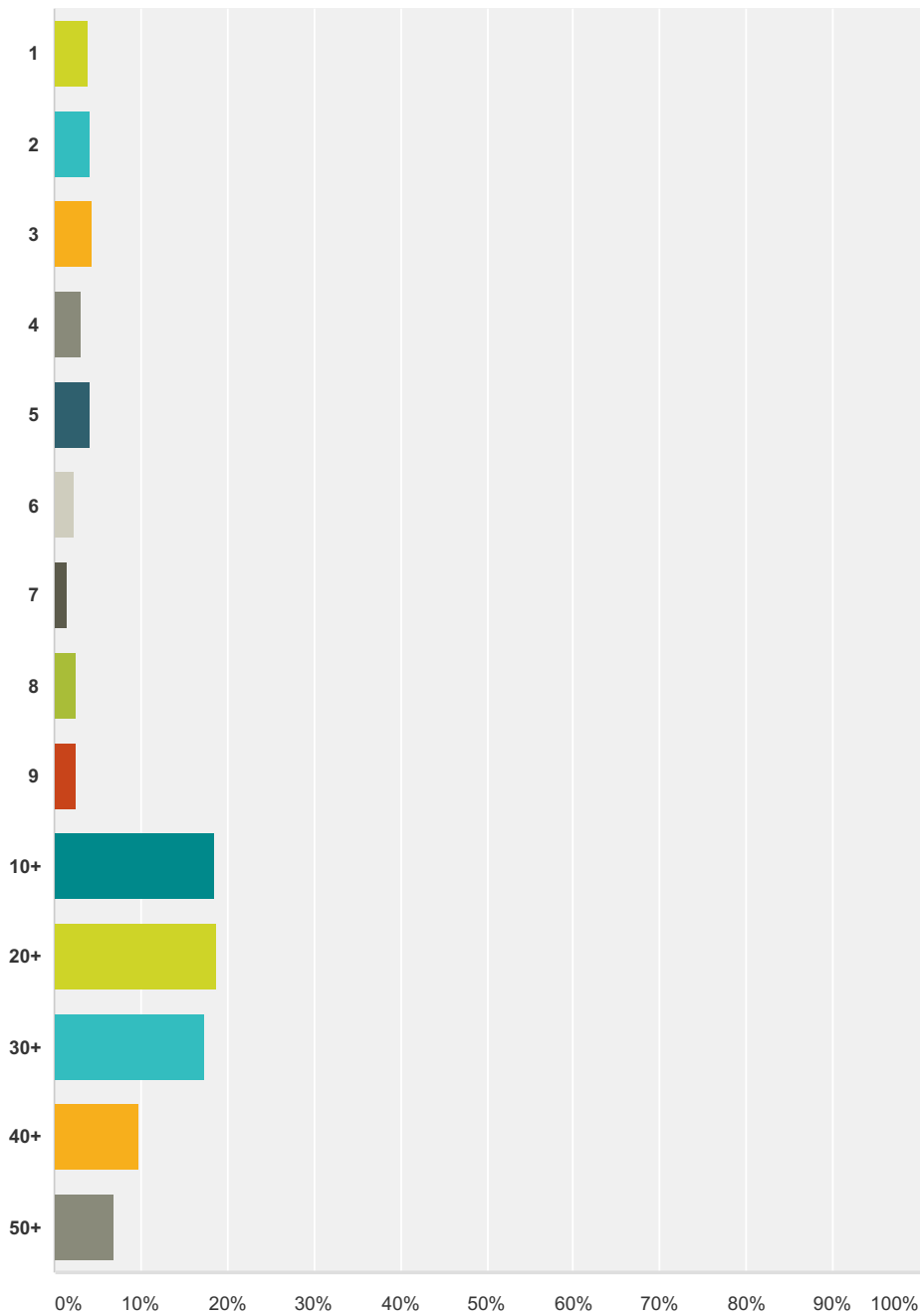
Answered: 1,325 Skipped: 336



Answer Choices	Responses
79601	14.64% 194
79602	20.68% 274
79603	16.45% 218
79604	0.30% 4
79605	25.96% 344
79606	21.74% 288
79608	0.08% 1
79697	0.08% 1
79698	0.00% 0
79699	0.08% 1
Total	1,325

Q21 How many years have you lived in your community?

Answered: 1,325 Skipped: 336



Answer Choices	Responses
1	4.00% 53
2	4.23% 56
3	4.38% 58
4	3.09% 41

City of Abilene Public Safety and Law Enforcement Survey

5	4.08%	54
6	2.26%	30
7	1.43%	19
8	2.57%	34
9	2.57%	34
10+	18.49%	245
20+	18.87%	250
30+	17.28%	229
40+	9.89%	131
50+	6.87%	91
Total		1,325

Q22 What is your email address?

Answered: 1,325 Skipped: 336